




## 400-470 MHz Panel antennas RAV-2U-90, RAV-4U-90

107497, Moscow Chernicinsky pr-d 7/1  
Tel.: (495) 775-43-19, 462-44-14  
Tel./fax: 462-44-14  
E-mail: radial@radial.ru  
www.radial.ru

Antenna RAV-4UL-90



Antenna RAV-2UL-90



### Electrical specifications

Model	RAV-2U-90	RAV-4U-90
Operating frequency band, MHz	RAV-2UL-90	RAV-4UL-90
		400-430
	RAV-2UH-90	RAV-4UH-90
		450-470
VSWR, not more than		1,5
Gain, dBi	8	11
Sector in vertical plane , -3dB, ± 1°	37°	18°
Sector in horizontal plane , -3dB, ± 5°		90°
Impedance, Ohm		50
Max. power input, W		400
Lightning protection		yes

### Mechanical specifications

Model	RAV-2U-90	RAV-4U-90
Weight not more than , kg	9.5	20
Radiating unit construction material		aluminum
Radome material		ABS
Radome color		grey
Standard mounting		to 45-60 mm dia. tube
Optional mounting		wall mount or frame side mount
Rated wind velocity, m/s		40
Wind loading area, m <sup>2</sup>	0.43	0.8
Temperature range, °C		from -50 to +50
Connector		7/16 DIN (N-female optional)

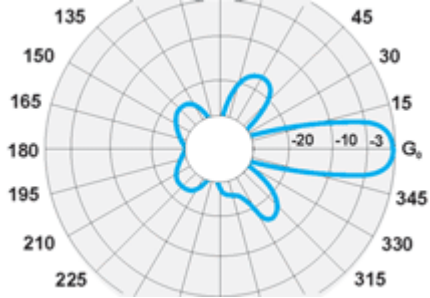
Size, mm

950x400x80

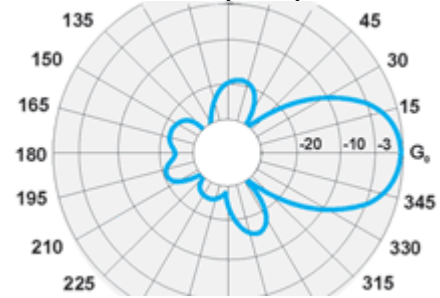
1900x400x80

Considered antenna provides guaranteed 90-degree half-power radiation sector and possesses high gain due to concentration of energy in horizontal and vertical plane. Patches, implemented in this array antenna, allowed us to create low-profile panel antenna with high gain factor, and forward/backward ratio. Antenna is protected by ABS radome with ultraviolet radiation resistant coating. Recommended for applications like Tetra and MPT1327 trunking systems, and IMT-2000 and NMT - 450 i cellular systems.

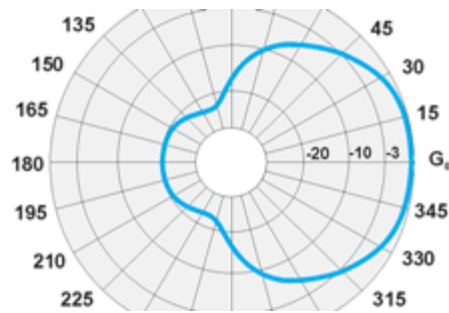
**RAV-4U-90 E-plane pattern**



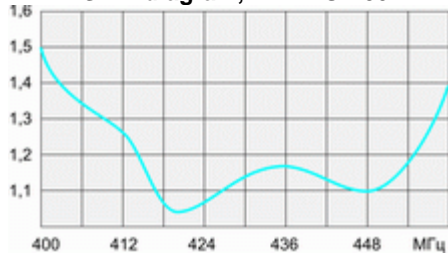
**RAV-2U-90 E-plane pattern**



**RAV-2(4)U-90 H-plane pattern**



**VSWR diagram, RAV-2UL-90**



**VSWR diagram, RAV-2UH-90**

