





107497, Moscow Chernicinsky pr-d 7/1
Tel.: (495) 775-43-19, 462-44-14
Tel./fax: 462-44-14
E-mail: radial@radial.ru
www.radial.ru

"Quad" antennas

Model	Short description	Band, MHz	Gain, dBi	Price, EUR
Q6-2m	6-element quad antenna	144-146	10.6	
Q3-2m	3-element quad antenna	144-146	8	

2011



144-146 MHz Antenna Q6-2m

Q6-2m



Electrical specifications

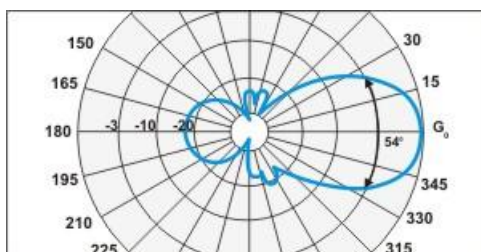
Model	Q6-2m
Operating frequency band, MHz	144-146
VSWR, not more than	1.6
Gain, dBi	10.6
Polarization	V or H
Sector in vertical plane , -3dB	54°
Impedance, Ohm	50
Max. power input, W	200
Lightning protection	Yes
Adjustable	No

Mechanical specifications

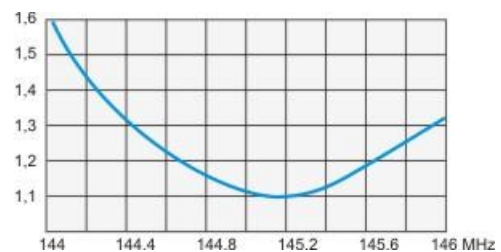
Model	Q6-2m
Weight, kg	5
Length, mm	1800
Construction material	Aluminium alloy
Mast diameter, mm	40-69
Rated wind velocity, m/s	30
Temperature range, °C	from -50 to +50
Connector	N-female

It is known, that radiators in the quad form are susceptible to electric noise less. This antenna-first test of our firm in the field of radioamateur antennas. In it we have applied all technologies inherent in manufacture of antennas for professional communication-qualitative welding, reliable material, polymeric corrosion-resistant coating, good symmetric feed system.

E-plane pattern, Q6-2m



VSWR diagram Q6-2m





144-146 MHz Antenna Q3-2m

107497, Moscow Chernicinsky pr-d 7/1
Tel.: (495) 775-43-19, 462-44-14
Tel./fax: 462-44-14
E-mail: radial@radial.ru
www.radial.ru



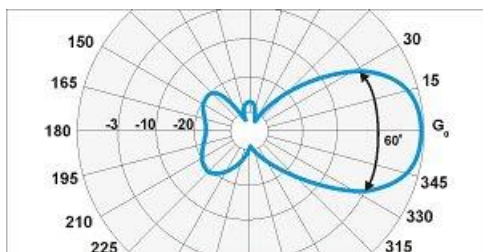
Electrical specifications

Model	Q3-2m
Operating frequency band, MHz	144-146
VSWR, not more than	1.5
Gain, dBi	8
Polarization	V or H
Sector in E-plane, -3dB	60°
Sector in H-plane, -3dB	68°
Impedance, Ohm	50
Max. power input, W	100
Lightning protection	DC grounded
Adjustable	No need

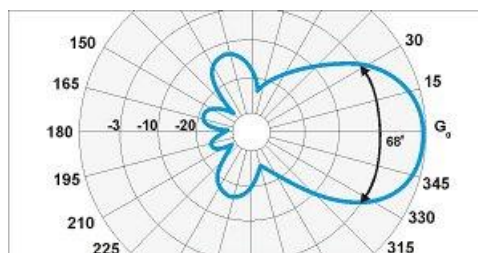
Mechanical specifications

Model	Q3-2m
Weight, kg	2.5
Length, mm	790
Construction material	Aluminium alloy
Mast diameter, mm	40-69
Rated wind velocity, m/s	30
Temperature range, °C	from -50 to +50
Connector	N-female

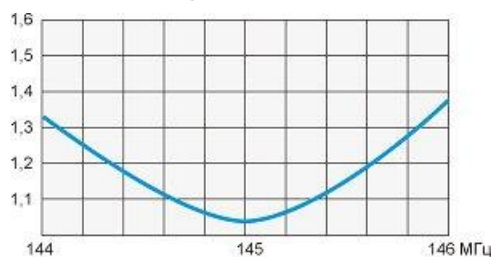
E-plane pattern Q3-2m



H-plane pattern Q3-2m



VSWR diagram Q3-2m



Gain diagram Q3-2m

