



107497, Moscow Chernicinsky pr-d 7/1  
Tel.: (495) 775-43-19, 462-44-14  
Tel./fax: 462-44-14  
E-mail: radial@radial.ru  
www.radial.ru


## Receiver splitters

Model	Short description	Band, MHz	Price, EUR
PRP-2V	2-way receiver power splitter, distribution factor -3 dB, N-female	140-174	89
PRP-2A	2-way receiver power splitter, distribution factor -3 dB, N-female	300-360	89
PRP-2U	2-way receiver power splitter, distribution factor -3 dB, N-female	400-490	89
PRP-4V	4-way receiver power splitter, distribution factor -6 dB, N-female	140-174	157
PRP-4A	4-way receiver power splitter, distribution factor -6 dB, N-female	300-360	157
PRP-4U	4-way receiver power splitter, distribution factor -6 dB, N-female	400-490	157
PRP-8V	8-way receiver power splitter, distribution factor -9 dB, N-female	140-174	227
PRP-8A	8-way receiver power splitter, distribution factor -9 dB, N-female	300-360	227
PRP-8U	8-way receiver power splitter, distribution factor -9 dB, N-female	400-490	227



## 140-174, 300-360, 400-490 MHz 2-way receiver power splitters PRP-2V, PRP-2A, PRP-2U

107497, Moscow Chernicinsky pr-d 7/1  
Tel.: (495) 775-43-19, 462-44-14  
Tel./fax: 462-44-14  
E-mail: radial@radial.ru  
www.radial.ru



Electrical specifications

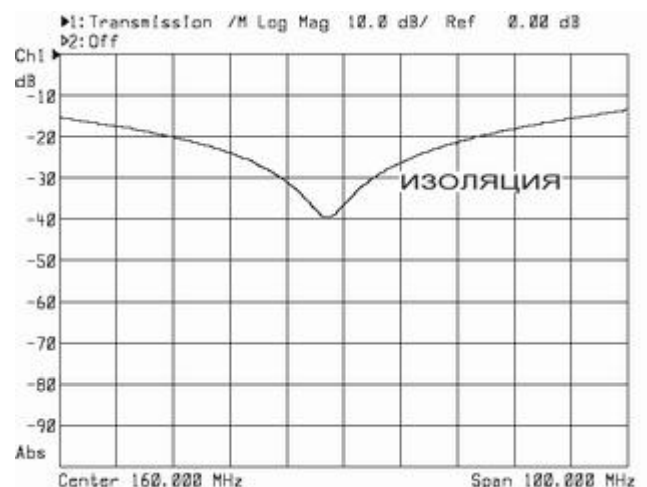
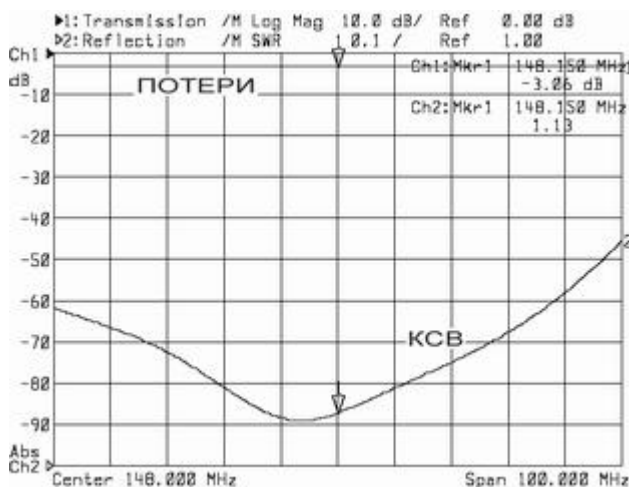
Model	PRP-2V	PRP-2A	PRP-2U
Operating frequency band, MHz	140-174	300-360	400-490
Operating bandwidth, MHz	15	30	40
Min. level of isolation, dB		30	
Typical level of isolation, not less, dB		40	
Gain, dB		3,1	
VSWR, not more than		1,5	
Impedance, Ohm		50	

Mechanical specifications

Model	PRP-2V	PRP-2A	PRP-2U
Weight, kg		0,62	
Length/Width/Depth, mm		480x56x96	
Temperature range, °C		from -30 to +50	
Connectors		N-female	

2-way receiver power splitters PRP-2 are used in multichannel mobile radio communication systems to connect repeater receivers to common antenna. Physically they represent combination of Wilkinson resonance bridges and provide not less than 30 dB decoupling between receivers input connectors, essential for prevention of intermodulation throbs between them. Additionally, amplifier AGS-19 can be implemented for loss compensation. Receiver power splitters is design for 19-inch rack mount.


### Typical gain-frequency characteristics PRP-2V





## 140-174, 300-360, 400-490 MHz 4-way receiver power splitters PRP-4V, PRP-4A, PRP-4U

107497, Moscow Chernicinsky pr-d 7/1  
Tel.: (495) 775-43-19, 462-44-14  
Tel./fax: 462-44-14  
E-mail: radial@radial.ru  
www.radial.ru



Electrical specifications

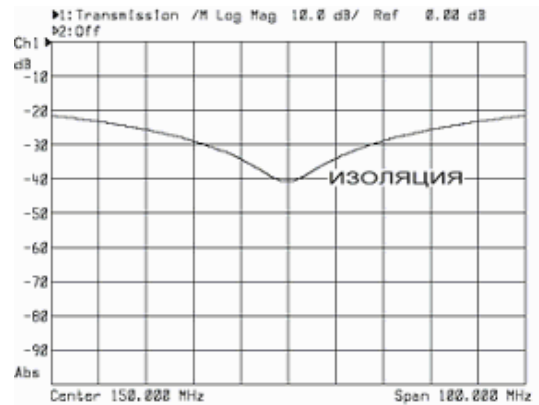
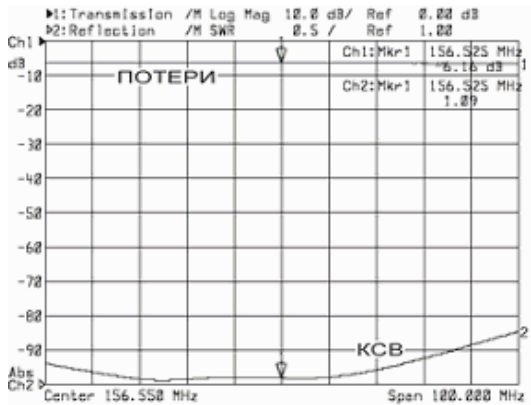
Model	PRP-4V	PRP-4A	PRP-4U
Operating frequency band, MHz	140-174	300-360	400-490
Operating bandwidth, MHz	15	30	40
Min. level of isolation, dB		30	
Typical level of isolation, not less, dB		50	
Gain, dB		6,2	
VSWR, not more than		1,5	
Impedance, Ohm		50	

Mechanical specifications

Model	PRP-4V	PRP-4A	PRP-4U
Weight, kg		0,78	
Length/Width/Depth, mm		480x56x96	
Temperature range, °C		from -30 to +50	
Connectors		N-female	

4-way receiver power splitters PRP-4 are used in multichannel mobile radio communication systems to connect four repeater receivers to common antenna. Physically they represent combination of Wilkinson resonance bridges and provide not less than 30 dB decoupling between receivers input connectors, essential for prevention of intermodulation throbs between them. Additionally, amplifier AGS-19 can be implemented for loss compensation. Receiver power splitters is design for 19-inch rack mount. Spear port should be "pegged" by 50-Ohm load NC-0.2 to provide circuit balance, when only three receivers are operating.


### Typical gain-frequency characteristics PRP-4V





## 140-174, 300-360, 400-490 MHz 8-way receiver power splitters PRP-8V, PRP-8A, PRP-8U

107497, Moscow Chernicinsky pr-d 7/1  
Tel.: (495) 775-43-19, 462-44-14  
Tel./fax: 462-44-14  
E-mail: radial@radial.ru  
www.radial.ru



### Electrical specifications

Model	PRP-8V	PRP-8A	PRP-8U
Operating frequency band, MHz	140-174	300-360	400-490
Operating bandwidth, MHz	15	30	40
Min. level of isolation, dB		30	
Typical level of isolation, not less, dB		55	
Gain, dB		9,3	
VSWR, not more than		1,5	
Impedance, Ohm		50	

### Mechanical specifications

Model	PRP-8V	PRP-8A	PRP-8U
Weight, kg		1,4	
Length/Width/Depth, mm		480x75x88	
Temperature range, °C		from -30 to +50	
Connectors		N-female	

8-way receiver power splitters PRP-8 are used in multichannel mobile radio communication systems to connect eight repeater receivers to common antenna. Physically they represent combination of Wilkinson resonance bridges and provide not less than 30 dB decoupling between receivers input connectors, essential for prevention of intermodulation throbs between them. Additionally, amplifier AGS-19 can be implemented for loss compensation. Receiver power splitters is design for 19-inch rack mount. Spear ports should be "pegged" by 50-Ohm load NC-0.2 to provide circuit balance, if less number of receivers is connected.

More receivers can be connected combining 8-way receiver power splitters with "Y"-plug, as in 32-channel receiving section.

### Typical gain-frequency characteristics PRP-8V

