



WLAN 2400-2485 MHz
Panel antennas
RAS-11W-120, RAS-14W-120,
RAS-12W-90, RAS-15W-90

107497, Moscow Chernicinsky pr-d 7/1
 Tel.: (495) 775-43-19, 462-44-14
 Tel./fax: 462-44-14
 E-mail: radial@radial.ru
 www.radial.ru

RAS-11W-120



RAS-15W-90



Electrical specifications

Model	RAS-11W-120	RAS-12W-90	RAS-14W-120	RAS-15W-90
Operating frequency band, MHz	2400-2485	2400-2485	2400-2485	2400-2485
Gain, dBi	11	12	14	15
VSWR, not more than	1.5	1.5	1.5	1,5
Front-to-back ratio, dB	22	25	23	25
Polarization			vertical	
Electrical downtilt	3°	3°	7°	7°
Max. power input, W	10	10	10	10
Sector in H-plane (-3 dB)	120°	90°	120°	90°
Sector in E-plane (-3 dB)	13°	13°	7°	7°
Impedance, Ohm	50	50	50	50

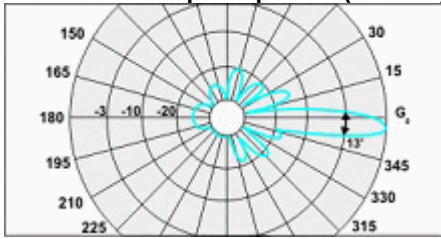
Mechanical specifications

Model	RAS-11W-120	RAS-12W-90	RAS-14W-120	RAS-15W-90
Dimencions (LxWxH), mm	138x103x580	138x103x580	138x103x1034	138x103x1034
Weight, kg	1.4	1.4	2.6	2.6
Rated wind velocity, m/s	43	43	43	43
Radiator	PCB	PCB	PCB	PCB
Radome	grey, ABS	grey, ABS	grey, ABS	grey, ABS
Mounting	on a mast 30-220 mm with "Norma" or CP-55D, CP-115, CP-220			
Connector	N-female on a cable			

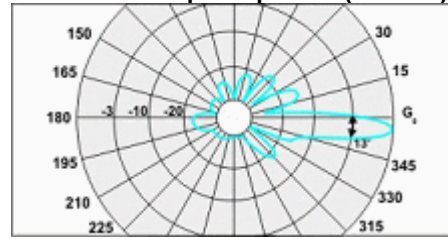
These antennas are assigned for their operation within the compound of the base stations while the service zones are sectored. By means of thee antennas it is also possible to create a circular antenna array if the allocation of the antennas with the circular radiation pattern is prevented by the various superconstructions and the building walls. The antennas are characterized by an increased gain and the standard sectors of the radiation pattern what will allow to use the radio-waves` energy with the maximum efficiency.

In spite of the existing electrical tilt of the beam which positively influences upon the energy distribution of the irradiation in the near-field zone the mechanical tilt is also possible by means of the mechanism MN-1.

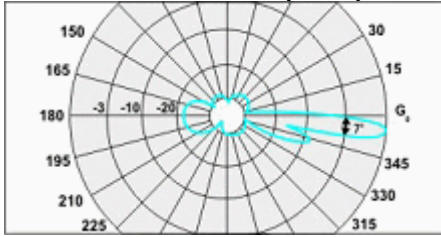
RAS-11W-120 E-plane pattern (2.4 GHz)



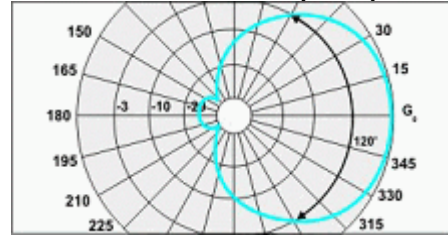
RAS-12W-90 E-plane pattern (2.4 GHz)



RAS-15W-90 and RAS-14W-120 E-plane pattern (2.4 GHz)



"RAS-120" antennas H-plane pattern



"RAS-90" antennas H-plane pattern

